

Features:

- Isolated mounting base 3000V~
- Pressure contact technology with Increased power cycling capability
- Space and weight savings

Typical Applications

- AC/DC Motor drives
- Various rectifiers
- DC supply for PWM inverter

$I_{T(AV)}$ **400A**
 V_{DRM}/V_{RRM} **1900~2500V**
 I_{TSM} **12.5 A×10³**
 I^2t **781A² S×10³**



SYMBOL	CHARACTERISTIC	TEST CONDITIONS	T _J (°C)	VALUE			UNIT
				Min	Type	Max	
$I_{T(AV)}$	Mean on-state current	180° half sine wave 50Hz Single side cooled, T _c =85°C	125			400	A
$I_{T(RMS)}$	RMS on-state current		125			628	A
V_{DRM} V_{RRM}	Repetitive peak off-state voltage Repetitive peak reverse voltage	V_{DRM} & V_{RRM} tp=10ms V_{DSM} & $V_{RSM} = V_{DRM}$ & $V_{RRM} + 100V$ respectively	125	1900		2500	V
I_{DRM} I_{RRM}	Repetitive peak current	at V_{DRM} at V_{RRM}	125			45	mA
I_{TSM}	Surge on-state current	10ms half sine wave	125			12.5	KA
I^2t	I^2T for fusing coordination	$V_R = 60\% V_{RRM}$					781
V_{TO}	Threshold voltage		125			0.83	V
r_T	On-state slop resistance						0.42
V_{TM}	Peak on-state voltage	$I_{TM} = 1200A$	25			1.94	V
dv/dt	Critical rate of rise of off-state voltage	$V_{DM} = 67\% V_{DRM}$	125			800	V/μs
di/dt	Critical rate of rise of on-state current	$I_{TM} = 600A$, Gate source 1.5A $t_r \leq 0.5\mu s$ Repetitive	125			100	A/μs
I_{GT}	Gate trigger current	$V_A = 12V, I_A = 1A$	25	30		200	mA
V_{GT}	Gate trigger voltage			1.0		3.0	V
I_H	Holding current			20		200	mA
V_{GD}	Non-trigger gate voltage	$V_{DM} = 67\% V_{DRM}$	125	0.2			V
$R_{th(j-c)}$	Thermal resistance Junction to case	Single side cooled				0.080	°C /W
$R_{th(c-h)}$	Thermal resistance case to heat sink	Single side cooled				0.04	°C /W
V_{iso}	Isolation voltage	50Hz, R.M.S, t=1min, I _{iso} : 1mA(MAX)		3000			V
F_m	Thermal connection torque (M10)					12.0	N·m
	Mounting torque (M6)					6.0	N·m
T_{stg}	Stored temperature			-40		140	°C
W_t	Weight					1350	g
Outline	415F3/424F3						

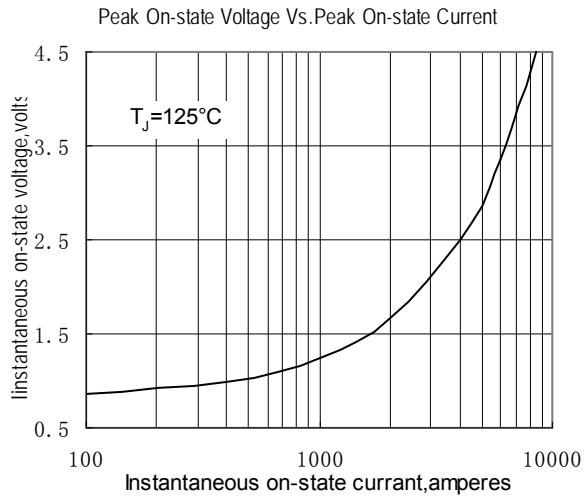


Fig.1

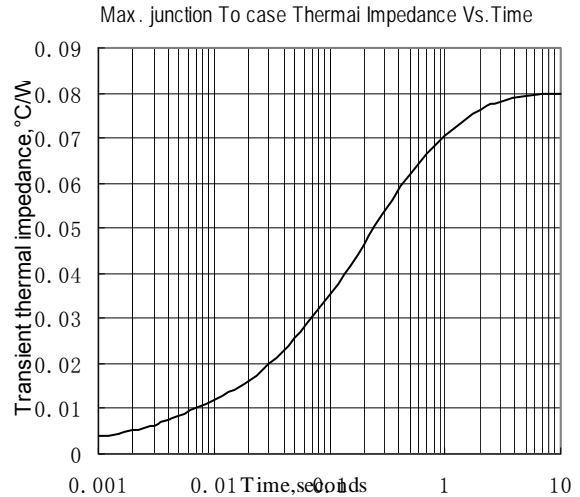


Fig.2

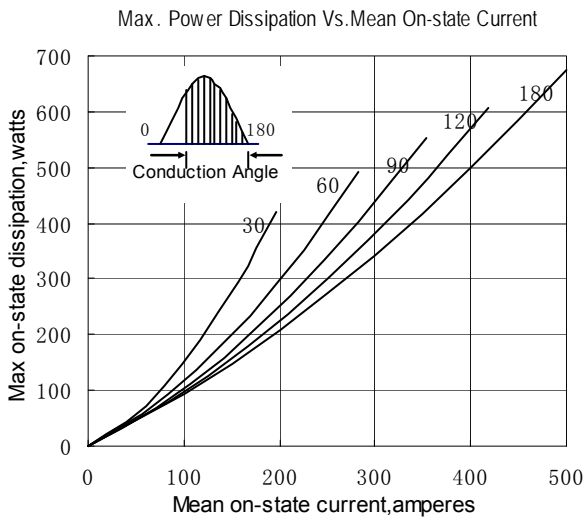


Fig.3

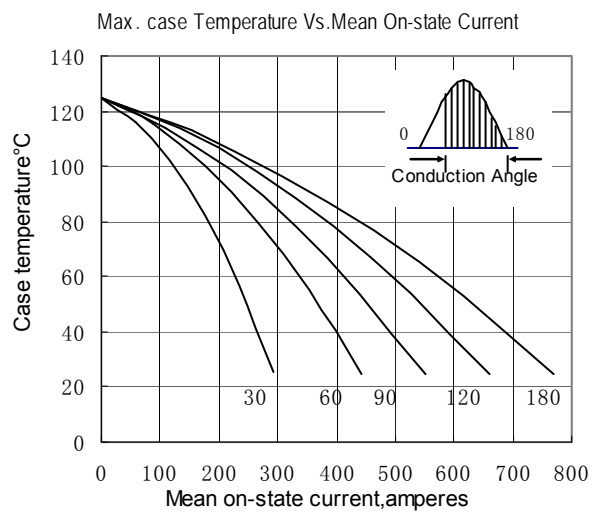


Fig.4

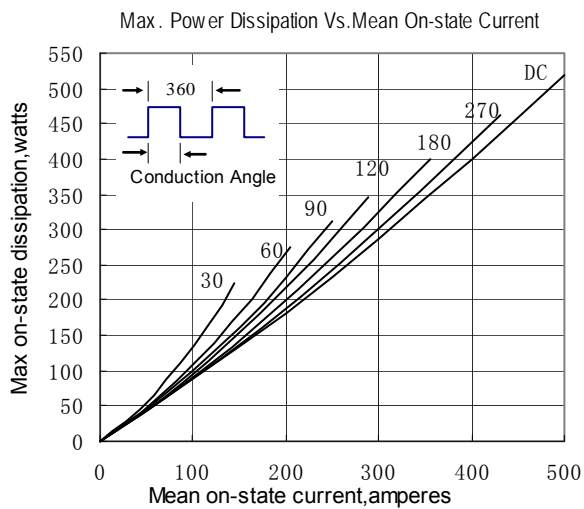


Fig.5

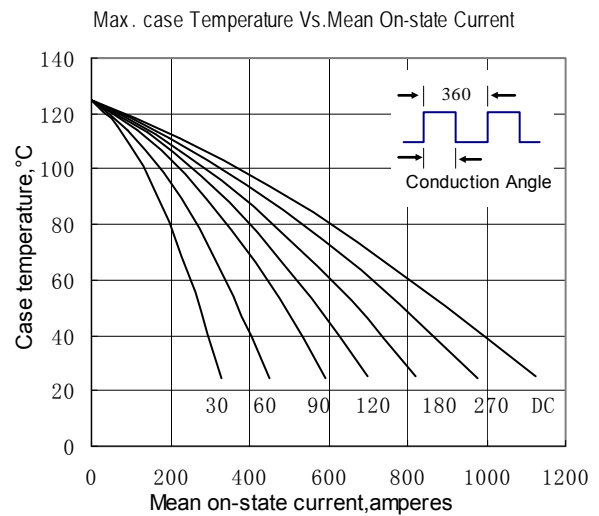


Fig.6

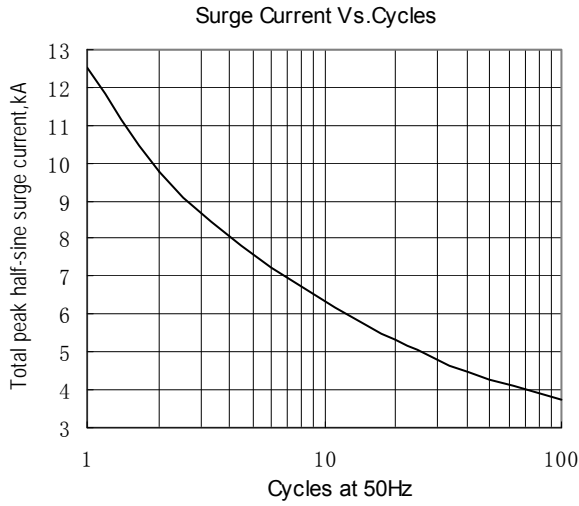


Fig.7

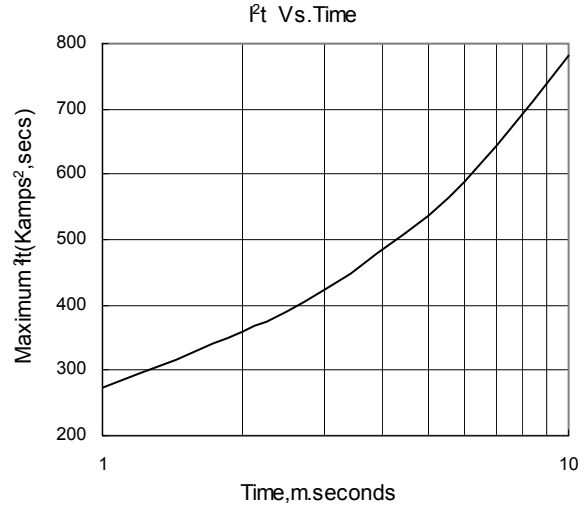


Fig.8

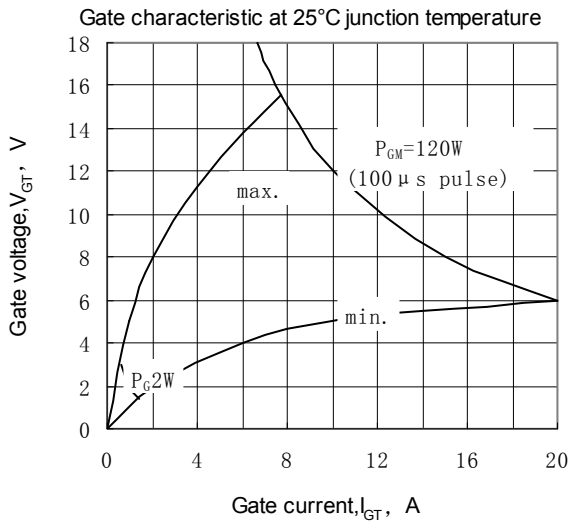


Fig.9

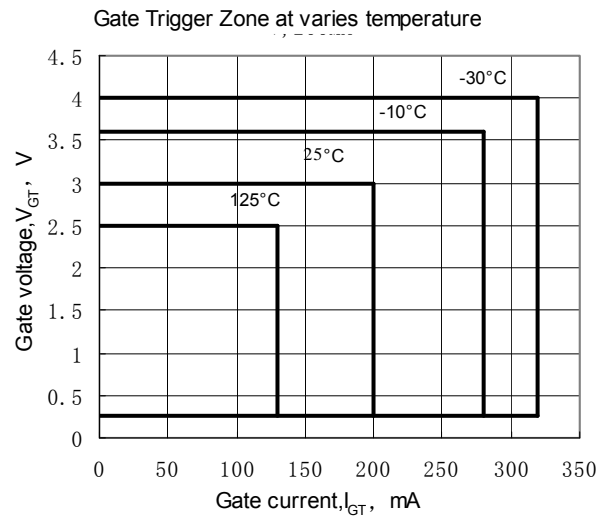


Fig.10

Outline:

