

### Features

- Low forward voltage drop
- High reverse voltage
- Hermetic metal cases with ceramic insulators

### Typical Applications

- All purpose high power rectifier diodes
- High power resistance welding equipment
- Non-controllable and half-controllable rectifiers
- Controlled rectifiers

$I_{F(AV)}$	<b>2490 A</b>
$V_{RRM}$	<b>4300~5000 V</b>
$I_{FSM}$	<b>26 kA</b>
$I^2t$	<b>3380 <math>10^3 A^2S</math></b>



SYMBOL	CHARACTERISTIC	TEST CONDITIONS	$T_j(^{\circ}C)$	VALUE			UNIT
				Min	Type	Max	
$I_{F(AV)}$	Mean forward current	180° half sine wave 50Hz Double side cooled, $T_C=85^{\circ}C$	150			2490	A
$V_{RRM}$	Repetitive peak reverse voltage	$t_p=10ms$	150	4300		5000	V
$I_{RRM}$	Repetitive peak current	at $V_{RRM}$	150			150	mA
$I_{FSM}$	Surge forward current	10ms half sine wave	150			26	kA
$I^2t$	$I^2t$ for fusing coordination	$V_R=0.6V_{RRM}$				3380	$A^2s \cdot 10^3$
$V_{FO}$	Threshold voltage		150			0.96	V
$r_F$	Forward slope resistance					0.17	m $\Omega$
$V_{FM}$	Peak forward voltage	$I_{FM}=3000A, F=34kN$	25			2.00	V
$Q_{rr}$	Recovery charge	$I_{FM}=2000A, t_p=2000\mu s, di/dt=-20A/\mu s, V_R=50V$	150		4500		$\mu C$
$R_{th(j-c)}$	Thermal resistance Junction to case	At 180° sine double side cooled Clamping force 34kN				0.013	$^{\circ}C / W$
$R_{th(c-h)}$	Thermal resistance case to heatsink					0.0035	
$F_m$	Mounting force			27	32	34	kN
$T_{stg}$	Stored temperature			-40		160	$^{\circ}C$
$W_t$	Weight				820		g
Outline	ZT60cT65						

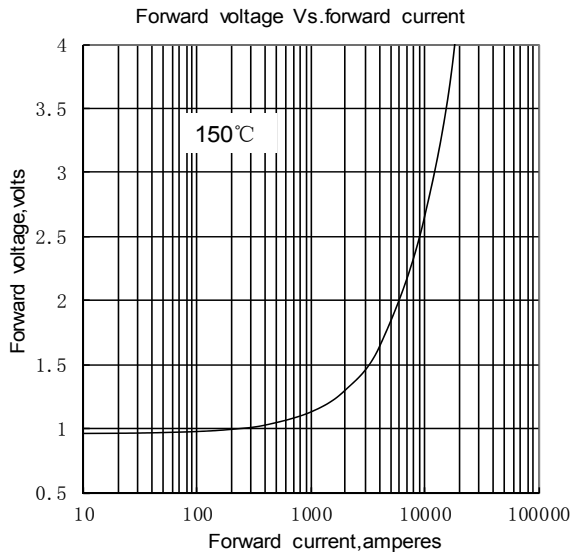


Fig. 1

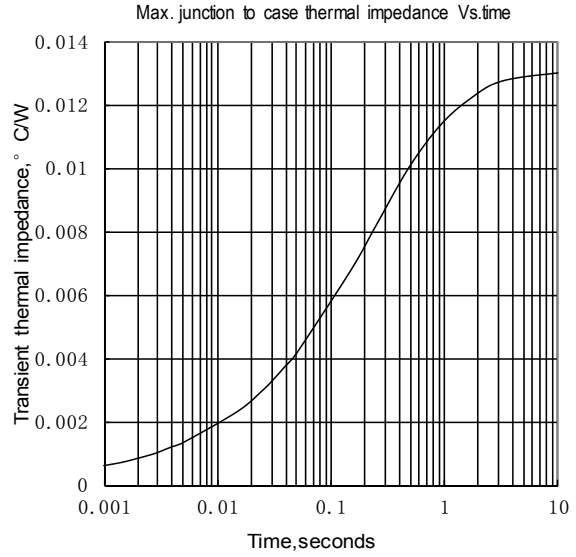


Fig. 2

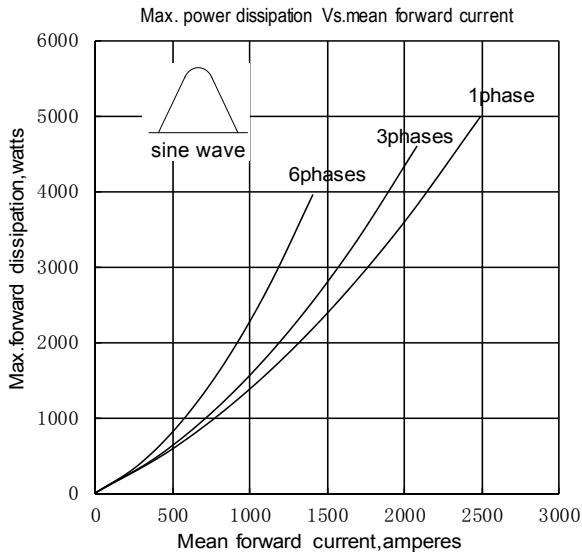


Fig. 3

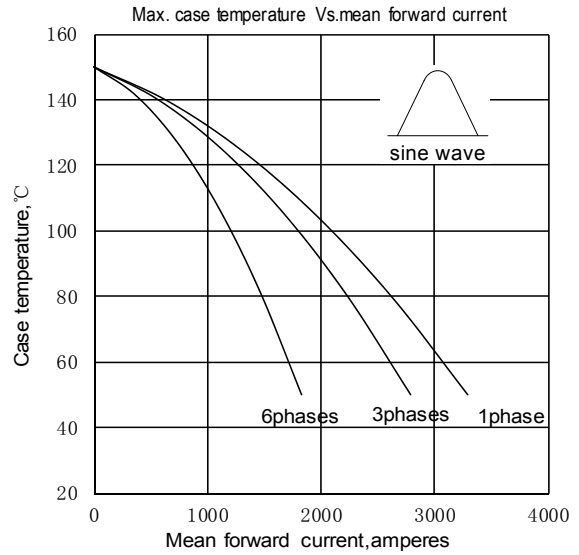


Fig. 4

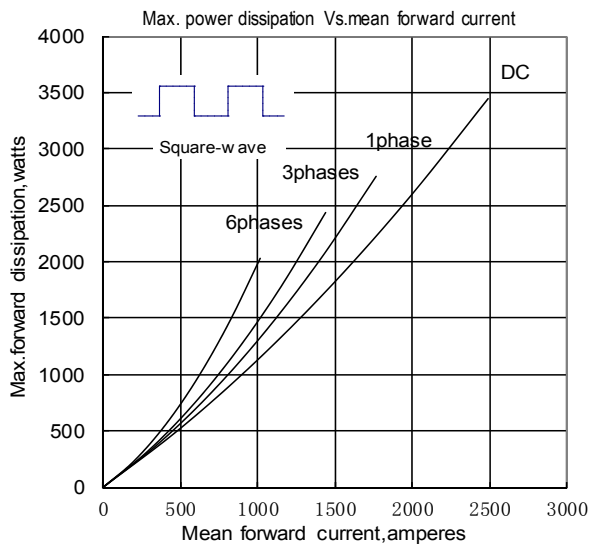


Fig. 5

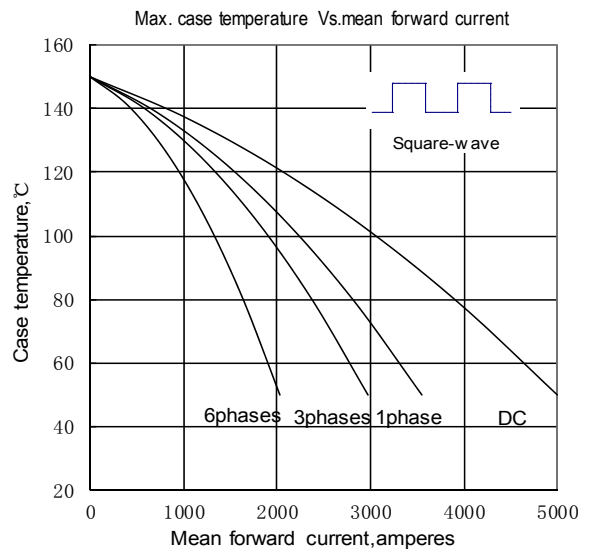


Fig. 6

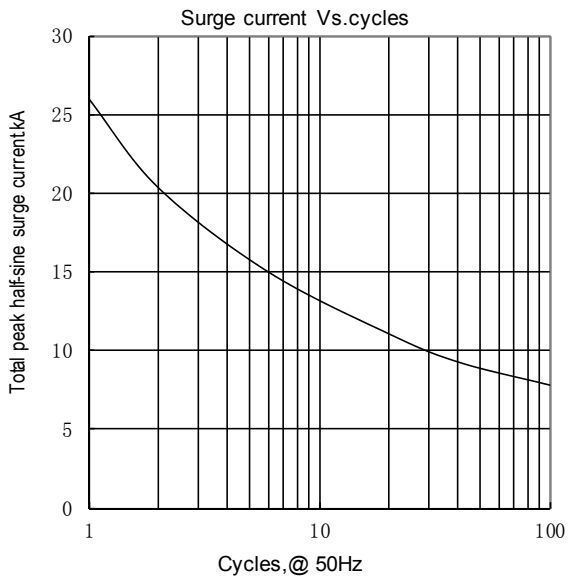


Fig.7

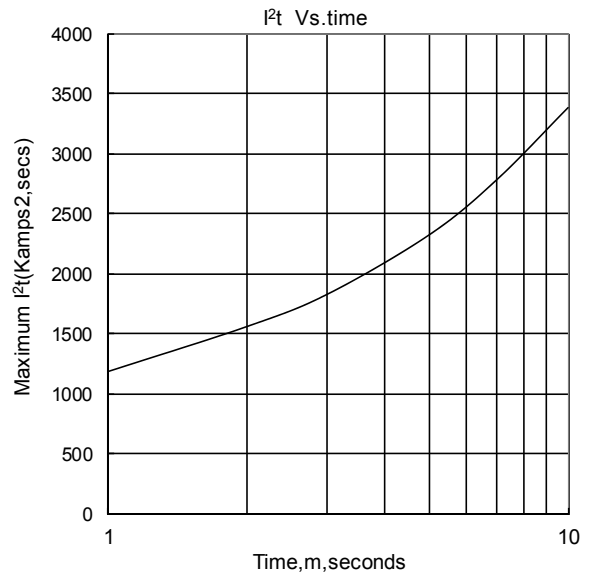


Fig.8

Outline:

